



for Grades 6-8



Teacher Presentation Slides

for use with Educator Guide



for Grades 6-8

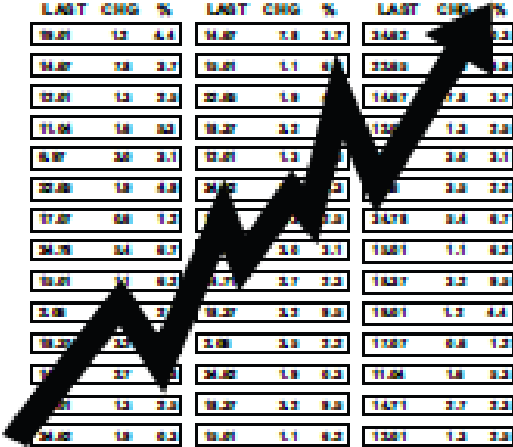
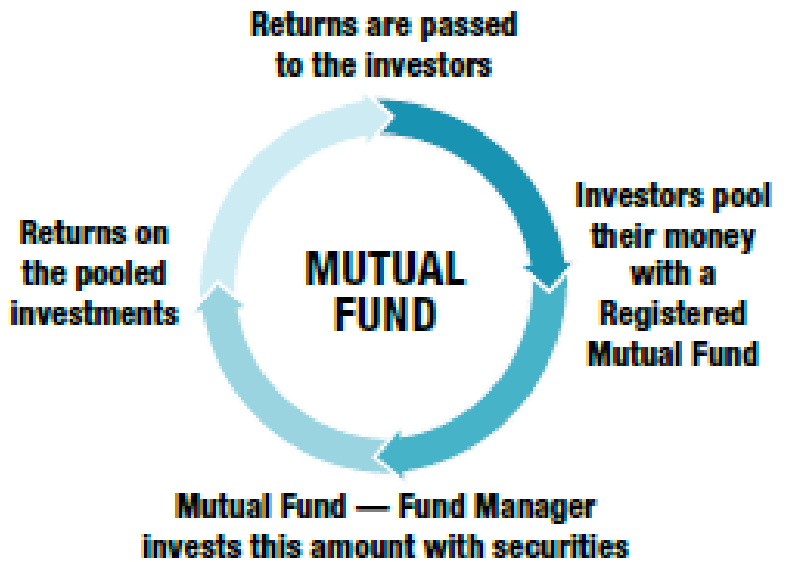
Teacher Presentation Slides

for use with Educator Guide

LEVEL 3, LESSON 8

INVESTMENT VEHICLES

What are examples of how I can invest money?

Stock	Mutual Funds																																																																																																																																
<ul style="list-style-type: none"> Investment in a company Shares of ownership in a company Value of investment based on company performance 	<ul style="list-style-type: none"> Investments in several areas (companies, bonds, etc.) Diversified 																																																																																																																																
 <table border="1" data-bbox="309 678 801 1120"> <thead> <tr> <th>LAST CHG</th> <th>%</th> <th>LAST CHG</th> <th>%</th> <th>LAST CHG</th> <th>%</th> </tr> </thead> <tbody> <tr><td>16.25</td><td>1.2</td><td>6.4</td><td>16.87</td><td>1.8</td><td>3.7</td><td>2482</td><td>0.2</td></tr> <tr><td>14.87</td><td>1.8</td><td>3.7</td><td>16.25</td><td>1.1</td><td>8.1</td><td>2289</td><td>0.3</td></tr> <tr><td>12.25</td><td>1.2</td><td>2.8</td><td>22.88</td><td>1.8</td><td>0.2</td><td>1487</td><td>2.8</td><td>3.7</td></tr> <tr><td>11.88</td><td>1.8</td><td>8.2</td><td>18.27</td><td>3.2</td><td>1.2</td><td>2.8</td><td>1.2</td><td>2.8</td></tr> <tr><td>8.87</td><td>3.8</td><td>3.1</td><td>17.25</td><td>1.3</td><td>0.7</td><td>3.8</td><td>3.1</td></tr> <tr><td>22.88</td><td>1.8</td><td>4.8</td><td>24.27</td><td>0.2</td><td>0.8</td><td>3.8</td><td>3.2</td></tr> <tr><td>17.27</td><td>8.8</td><td>1.2</td><td>24.27</td><td>0.2</td><td>0.8</td><td>2478</td><td>0.4</td><td>8.7</td></tr> <tr><td>24.78</td><td>0.4</td><td>8.7</td><td>18.25</td><td>1.8</td><td>3.1</td><td>1821</td><td>1.1</td><td>8.2</td></tr> <tr><td>18.25</td><td>1.1</td><td>8.2</td><td>1.78</td><td>3.7</td><td>2.2</td><td>1827</td><td>3.2</td><td>8.8</td></tr> <tr><td>2.88</td><td>2</td><td>0.2</td><td>18.27</td><td>3.2</td><td>8.8</td><td>1821</td><td>1.3</td><td>4.4</td></tr> <tr><td>18.27</td><td>2.2</td><td>0.2</td><td>2.88</td><td>3.8</td><td>3.2</td><td>1127</td><td>8.8</td><td>1.2</td></tr> <tr><td>17.27</td><td>2.7</td><td>0.1</td><td>24.27</td><td>1.8</td><td>8.2</td><td>11.28</td><td>1.8</td><td>8.2</td></tr> <tr><td>18.27</td><td>1.2</td><td>2.8</td><td>18.27</td><td>3.2</td><td>8.8</td><td>1471</td><td>2.7</td><td>2.2</td></tr> <tr><td>24.27</td><td>1.8</td><td>8.2</td><td>18.25</td><td>1.1</td><td>8.2</td><td>1221</td><td>1.2</td><td>2.2</td></tr> </tbody> </table>	LAST CHG	%	LAST CHG	%	LAST CHG	%	16.25	1.2	6.4	16.87	1.8	3.7	2482	0.2	14.87	1.8	3.7	16.25	1.1	8.1	2289	0.3	12.25	1.2	2.8	22.88	1.8	0.2	1487	2.8	3.7	11.88	1.8	8.2	18.27	3.2	1.2	2.8	1.2	2.8	8.87	3.8	3.1	17.25	1.3	0.7	3.8	3.1	22.88	1.8	4.8	24.27	0.2	0.8	3.8	3.2	17.27	8.8	1.2	24.27	0.2	0.8	2478	0.4	8.7	24.78	0.4	8.7	18.25	1.8	3.1	1821	1.1	8.2	18.25	1.1	8.2	1.78	3.7	2.2	1827	3.2	8.8	2.88	2	0.2	18.27	3.2	8.8	1821	1.3	4.4	18.27	2.2	0.2	2.88	3.8	3.2	1127	8.8	1.2	17.27	2.7	0.1	24.27	1.8	8.2	11.28	1.8	8.2	18.27	1.2	2.8	18.27	3.2	8.8	1471	2.7	2.2	24.27	1.8	8.2	18.25	1.1	8.2	1221	1.2	2.2	 <p>Returns are passed to the investors</p> <p>Investors pool their money with a Registered Mutual Fund</p> <p>MUTUAL FUND</p> <p>Returns on the pooled investments</p> <p>Mutual Fund — Fund Manager invests this amount with securities</p>
LAST CHG	%	LAST CHG	%	LAST CHG	%																																																																																																																												
16.25	1.2	6.4	16.87	1.8	3.7	2482	0.2																																																																																																																										
14.87	1.8	3.7	16.25	1.1	8.1	2289	0.3																																																																																																																										
12.25	1.2	2.8	22.88	1.8	0.2	1487	2.8	3.7																																																																																																																									
11.88	1.8	8.2	18.27	3.2	1.2	2.8	1.2	2.8																																																																																																																									
8.87	3.8	3.1	17.25	1.3	0.7	3.8	3.1																																																																																																																										
22.88	1.8	4.8	24.27	0.2	0.8	3.8	3.2																																																																																																																										
17.27	8.8	1.2	24.27	0.2	0.8	2478	0.4	8.7																																																																																																																									
24.78	0.4	8.7	18.25	1.8	3.1	1821	1.1	8.2																																																																																																																									
18.25	1.1	8.2	1.78	3.7	2.2	1827	3.2	8.8																																																																																																																									
2.88	2	0.2	18.27	3.2	8.8	1821	1.3	4.4																																																																																																																									
18.27	2.2	0.2	2.88	3.8	3.2	1127	8.8	1.2																																																																																																																									
17.27	2.7	0.1	24.27	1.8	8.2	11.28	1.8	8.2																																																																																																																									
18.27	1.2	2.8	18.27	3.2	8.8	1471	2.7	2.2																																																																																																																									
24.27	1.8	8.2	18.25	1.1	8.2	1221	1.2	2.2																																																																																																																									

Notes: These are two types of Investments that are not federally Insured.


CASE STUDY: THREE STOCKS

Yum! Brands (YUM)

Yum! Brands owns such popular chains as Taco Bell, KFC, and Pizza Hut. At \$73 per share, it sells for 20 times projected earnings, while yielding 2%. The company is expected to increase profits over the next 3–5 years.

Stock symbol: YUM

Today's share price: \$73




Target (TGT)

Target has 1,797 stores in the United States that sell everything from baby cribs to bananas. This retailer is expected to increase profits at an 11% pace in coming years. Shares are \$62 each as of December 2013.

Stock symbol: TGT

Today's share price: \$62



Walt Disney (DIS)

Walt Disney owns several business interests: animated films, theme parks, and the sports network ESPN, among others. At \$71 a share, it is expected to increase profits at a 15% pace for the next several years.

Stock symbol: DIS

Today's share price: \$71



Share prices from 12/17/2013

Source: <http://www.kiplinger.com/slideshow/Investing/T052-5003-17-stocks-your-kids-will-love/>